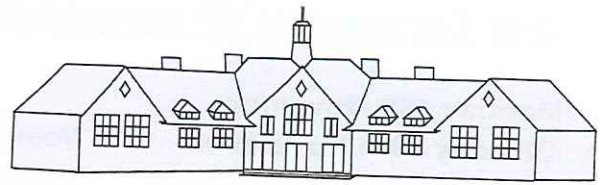


Glebe Newsletter



www.glebe.derbyshire.sch.uk

Friday 15th November 2024

Poppy Appeal

A huge thank you to all children, parents and carers who supported our Poppy Appeal in school. All money has been donated to The Royal British Legion. School Council.

Anti-Bullying week

The theme this year has been 'Show Respect'. Thank you to all the staff and children who have worked incredibly hard during the week with a range of activities.

A big thank you to the parents/carers who were able to attend. The children really enjoyed sharing what they have been learning with you. If you would like continue with some activities at home here is a link for you look at

<https://anti-bullyingalliance.org.uk/anti-bullying-week-2024-choose-respect/parents-and-carers>

Shooting Stars

On Thursday, the children from Year 3 and 4 flew into Cyberspace for an Anti-Bullying show that was delivered by Shooting Stars Entertainment. Children learnt how to spot signs of bullying and what to do if they are feeling uncomfortable or see someone else being bullied - Hands up, step back, back off. Children also learnt how to stay safe online – Zip it, Block it, Flag it. Mrs Cook

Children in Need:

Thank you to all children, parents and carers for helping us to raise money for Children in Need. It has been great to see so many children dress up. Miss Torrington and the School Council

The Scholastic Book Fair is returning to school!

Come along to the book fair after school from Monday 25th - Thursday 28th November to purchase a fantastic selection of books. There will also be stationary available to purchase. Glebe get rewards to spend on books for the school when families buy books through Scholastic book fairs, so we appreciate any purchases made no matter how big or small.

The children can take part in a school-wide competition to design a poster representing the importance of reading. **Five winning entries will be awarded a £5 voucher to spend at the book fair.**

South Normanton Knife Bin

This week there are a range of activities as part of Operation Sceptre, the national fight against knife crime. We are encouraging anyone with unwanted knives to hand them in this week – you may have old knives which you don't use any more, or you may have had a knife that was legal to own privately but, under the updated Offensive Weapons Act, this is no longer the case. Whatever the reason, hand them in using the amnesty bin at the Post Mill Centre, South Normanton 17:00 - 18:30. They will be safely disposed of and it could prevent them getting into the wrong hands. #OpSceptre #KnivesShatterLives #DropTheKnife #CommunityEngagement

SEND/Disability Swim session

A new SEND/Disability swim session has been introduced at Alferton Leisure Centre on Sundays 2-3pm see poster attached.

Week Commencing: 18th November 2024

Monday 18 th November	Year 3 Dogs Trust visit
Tuesday 19 th November	Individual photographs
Wednesday 20 th November	Y6 Street Dance 3.30 – 4.30
Thursday 21 st November	Y6 Multi Sports 3.30 – 4.30
Friday 22 nd November	

Extended Day

We still have places available for Breakfast Club if you need to get to work early, Monday to Friday 7:30–8:45am each morning at a cost of £3.50 per session for Glebe children. You do not need to attend the whole week, just the days you require. Please book places in advance by Thursday the week before through SchoolMoney. Breakfast items such as toast, croissants, cereal, waffles, pancakes, yoghurts and fruit juice all available.

Please do not bring your child to Breakfast Club unless they are booked in as they are not guaranteed a place. Any problems booking them in please contact the office on 01773 811304. Thank you.

After-School Club

After school club run by JPAC, every day, 3:30 to 6pm. JPAC Club contact number: 07971957839 www.jpacschoolclubs.co.uk

Online Safety

We will be sharing a weekly online safety resource from the National College as part of the #WakeUpWednesday initiative. See the school website under Parents tab, Online Safety

Help & Support

Senior Designated Safeguarding Lead contact details

Headteacher: Steve Watson Tel 01773 811304 headteacher@glebe.derbyshire.sch.uk or safeguarding@glebe.derbyshire.sch.uk

- **Children's Carers Support Group**

Useful information regarding the Children's Carers Support Group is posted on the school website under the News and Events tab, Letters Home.

- **Starting Point and Call Derbyshire**

Tel 01629 5330190 24/7, 365 days Derbyshire contact and referral service for concerns that a child is suffering or at risk of significant harm.

- **DCC Child Protection and Safeguarding Team**

Tel 01629 535353 If you require any professional advice or have any questions at all relating to a safeguarding issue.

- **Derbyshire Domestic Abuse Helpline 08000198668**

Free online mental health and wellbeing support, 7 days a week, for parents & carers of children & young people who live in derby & Derbyshire.

- **The Sleep Charity Helpline**

At any given time up to 40% of adults and 50% of children (this rises to 80% with a SEND diagnosis) have difficulties with their sleep. Yet in a recent survey, almost 60% of adults felt there was a lack of support for sleep issues. Sleep problems can leave people feeling isolated and lonely.

Our free helpline is run by trained sleep advisors, many of whom are specialists in working with SEND. We can talk to young people directly, or parents (we can also talk to adults, including older people, about their sleep issues).

The helpline is open 5 times a week, Monday, Tuesday, Thursday evenings 7-9pm, and Monday, Wednesday mornings 9-11am. The number is 03303 530 541.

You can read more here: <https://thesleepcharity.org.uk/national-sleep-helpline/>

- **Free School Meals**

Derbyshire County Council website has a link that can provide an instant eligibility check for Free School Meals.

- **Is This Ok?**

Is This Ok? is a free, anonymous, and confidential service, bringing trained professionals together to provide support to young people through a chat service.

Young people don't need to provide their name and we don't need to know their address- which we know is important for them. www.isthisok.org.uk

Derby and Derbyshire Emotional Health and Wellbeing

This site provides a wealth of information for both professionals and families.

Please find the link below to the community updates.

[Derby & Derbyshire - Emotional Health & Wellbeing](http://derbyandderbyshireemotionalhealthandwellbeing.org.uk)
(derbyandderbyshireemotionalhealthandwellbeing.org.uk)

INSET DAYS 2024/2025

6th January 2025, 22nd April 2025. One more date to be confirmed.

Diary Dates

25.11.2024 – 28.11.2024 Book Fair in school
25.11.2024 Assessment Week
02.12.2024 Enterprise Week
04.12.2024 Wannabe Day dress up as someone you aspire to be!
12.12.2024 Christmas Fair
16.12.2024 Year 4 Christmas Party
17.12.2024 Year 5 Christmas Party
18.12.2024 Year 6 Christmas Party
19.12.2024 Year 3 Christmas Party
20.12.2024 Last day of term
06.01.2025 INSET Day
07.01.2025 Back to school
16.01.2025 Theme Dinner Day Around the World In 80 Days
14.02.2025 Theme Dinner Day If Music Be the Food of Love...
06.03.2025 Theme Dinner Day World Book Day
14.02.2025 Last day of term
24.02.2025 Back to school
20.03.25 – 21.03.25 Lea Green Residential Year 4
04.04.2025 Last day of term
22.04.2025 INSET day
05.05.2025 May Bank Holiday
12.05.2025 SATS week – Year 6 - please ensure your child is in school
19.05.2025 Arts & Cultures Week
24.05.2025 Last day of term
02.06.2025 Back to school
30.06.2025 – 02.07.2025 Mount Cook Residential Year 6
24.07.2025 Last day of term

10 Top Tips for Parents and Educators TEACHING CYCLE SAFETY

Cycling is an amazing way to spend quality time together as a family, as well as keeping everyone healthy and active – and it’s an excellent exercise, whatever the age of your children. Getting started can sometimes be daunting, and there are obvious safety concerns over youngsters who are still getting used to a bike – so follow our top tips to help you ride with confidence.

1 CONSIDER CYCLE TRAINING

Courses like Bikeability are extremely useful, and training in general has come a long way since cycling proficiency began; there are Bikeability courses for adults, too. Cycle training teaches invaluable skills (such as good road positioning, signaling and visibility), and can help both parents and children feel more at ease on busy streets.

2 USE A SUITABLE BIKE

Find a bike of an appropriate size for its rider and resist the temptation to have children ‘grow into’ theirs by buying one too large for them. A bigger bike will be heavier and more difficult to control, making accidents more likely and potentially putting youngsters off cycling forever. If your child has any specific physical needs, or has dyspraxia, then try out a trike, handcycle or other adaptive cycle to see what works best.

3 TRY A CARGO BIKE

Cargo bikes, particularly the box-bike style, are ideal for transporting small children around. Depending on the type of bike chosen – as well as the size and age of the children – it can be possible to transport up to four little ones in this way, with additional space for other cargo as well.

4 INSPECT YOUR CYCLE

It’s a good idea to do some routine checks on any bike before going for a ride to make sure everything’s working correctly. The ‘M check’ is particularly useful: assessing the condition and position of the bike’s wheels, handlebars, brakes, pedals, chain and saddle, working from front to back. Online tutorial videos can also teach you how to carry out basic repairs if needed. For more complicated fixes, head to your local bike shop.

5 BRING SUITABLE GEAR

Ensure whatever you’re wearing, and any attachments for your bike, are suitable for the ride. A waterproof jacket will let you cycle safely in almost any weather. Make sure any helmets are fitted correctly. If you’re riding after dark, remember to fit your bikes with a white front light, a red rear light and a red rear reflector. These are required by law.

6 STICK TO FLAT TERRAIN

Take a smooth, flat route if possible, so it’s more suitable for younger cyclists. You might be surprised by how many quiet roads or back streets there may be in your area. Don’t be put off by an indirect but easier path as opposed to a shorter, busier one. Look out for the National Cycle Network, canal towpaths and even parks that you can cut through.

7 STAY ALERT AND IN SAFE FORMATIONS

For maximum protection and visibility, ride in a line with children in the middle and adults at either end. If you’re the only adult present, take up a position at the rear to ensure all children remain in your sight. Don’t be tempted to hug the kerb if cycling on the road – riding approximately a metre out will make you more noticeable to other road users, and you’ll also stay clear of any debris in the gutter.

8 AVOID PARKED CARS

When riding past parked cars, try to stay at least a metre away, just in case anyone inside opens a door unexpectedly or the vehicle itself starts to move. This precaution will also deter anyone driving behind from trying to squeeze past you when there isn’t enough space, so don’t be afraid to ride in a prominent position.

9 START A ‘BIKE BUS’

Cycling to school with other families is a potentially fun experience – one which comes with the added benefit of safety in numbers, in case anything goes wrong along the way. Team up with other parents, carers and educators and pick a day to cycle to school together. Who knows – maybe, in time, you’ll have other folks asking to join you?

10 HAVE FUN!

Keep in mind that cycling should be fun! A good bike ride can be really enjoyable for adults and children alike, while also being a superb form of exercise. Ease children into the hobby by starting them off with shorter journeys – such as a trip to the park – and build them up to longer, more complicated outings. Some children may get bored on a longer ride, so try to keep a conversation going with them.

Meet Our Expert

Sophie Gordon is the campaigns manager at Cycling UK, a charity which inspires and enables people to start cycling. She has spent six years campaigning for safer roads and more protected cycle paths, while supporting communities to call for better cycling conditions where they live.



The National College®

Source: See full reference list on guide page at: <https://nationalcollege.com/guides/teaching-cycle-safety>

X @wake_up_weds

f /www.thenationalcollege

@wake.up.wednesday

@wake.up.weds

Users of this guide do so at their own discretion. No liability is entered into. Current as of the date of release: 13.11.2024

10 Top Tips for Parents and Educators ENCOURAGING CHILDREN TO CHOOSE RESPECT

Sometimes, differences between children can escalate into bullying, potentially impacting their mental health in a way that can persist into adulthood. While it's natural to disagree sometimes, teaching children the importance of respect is essential – especially in difficult situations. This guide provides strategies for encouraging considerate behaviour, even during a dispute, to foster a kinder, more inclusive environment for everyone.

1 LEAD BY EXAMPLE

As adults, we play a crucial role in modelling respectful behaviour for children: they observe and learn from our actions every day. Be mindful of the way you interact with others in front of children. Keep in mind that you should always approach others with an attitude of mutual respect, even if you disagree with them. Demonstrating this behaviour can influence young people and help them to handle their own conflicts in a healthy way.

2 AGREE TO DISAGREE

Make sure children know that it's fine to have differing opinions – and that disagreeing with someone doesn't mean you can't get along or respect each other's point of view. Help them understand that sometimes we can 'agree to disagree'. Using active listening skills when doing this can also help to build empathy and understanding of others.

3 PROMOTE ACTIVE LISTENING

Teach children about the importance of active listening: that is, making a genuine effort to listen to the other person's perspective without interrupting, before responding in a way that shows you understand their viewpoint, even (or perhaps especially) if you disagree with it. This makes people feel respected and allows for a better comprehension of their point of view, which in turn can make it easier for you to communicate your own opinions to them.

4 ENCOURAGE THE USE OF "I" STATEMENTS

If a child finds themselves in a disagreement with someone, it can be useful to encourage them to use "I" statements during the discussion. Framing their thoughts and feelings using statements like "I feel..." or "I think..." can help them avoid an accusatory tone and encourages them to take responsibility for their own emotions.

5 FOCUS ON BEHAVIOUR, NOT CHARACTER

When disagreements happen, encourage children to focus on critiquing and addressing the specific actions or behaviours that caused this upset, rather than attacking the person's character. For example, "I didn't like how you interrupted me" is better than "You're so rude". This can help children avoid hurting someone's feelings, which is likely to inflame the situation.

6 STAY CALM AND TAKE BREAKS

It's perfectly normal to feel upset during a disagreement – especially if it's getting heated. Remind children that if they feel overwhelmed, they should try to take deep breaths or even go for a short break to help them stay composed. If a conversation becomes too intense, remind them it's OK to suggest continuing it later or in a different setting. This can prevent things getting out of hand, allowing cooler heads to prevail.

7 START CONVERSATIONS ABOUT RESPECT

Talk openly to children about what respect means – to you and to them. Discuss how they might show respect to each other, to friends, to strangers and even to people we might disagree with. You could use examples of considerate or inconsiderate behaviour in books, films or TV to open discussions about the importance of giving others due regard.

8 SEEK COMMON GROUND

When a disagreement has occurred between children, they may find it hard to move past it. You can support them in finding a more positive way forward by helping identify areas of agreement or common ground with the other party. This can help to build bridges between differing opinions and foster a more cooperative atmosphere, as well as preventing those involved from demonising each other.

9 AVOID MAKING THINGS PERSONAL

It's important that we make it clear to children they must avoid name-calling, swearing or derogatory remarks in a disagreement with others. Respectful language sets a positive tone and helps keep the conversation productive. Reminding children to stay calm and take breaks – as mentioned previously – can help them avoid getting too emotional and saying or doing something hurtful.

10 REFLECT AND LEARN

After a child has had a disagreement, encourage them to reflect on the experience and think about what they can learn from it. What did they handle well? How might they improve their communication skills to handle conflicts more effectively in the future? You could use role play, writing and drawing pictures, or hypothetical examples to further develop their skills in showing respect during a disagreement.

Meet Our Expert

The Anti-Bullying Alliance (ABA) co-ordinate Anti-Bullying Week each year. ABA is a unique coalition of organisations and individuals, working together to achieve their vision to stop bullying and create safer environments in which children and young people can live, grow, play and learn. They welcome membership from any organisation or individual that supports this vision and support a free network of thousands of schools and colleges.

ANTI-BULLYING ALLIANCE

#WakeUpWednesday

The National College®

Source: See full reference list on guide page at: <https://nationalcollege.com/guides/choose-respect>

@wake_up_weds

/www.thenationalcollege

@wake.up.wednesday

@wake.up.weds

Disability swim sessions

Sundays 2.00pm - 3.00pm

Relaxed and quiet pool sessions to help build your child's relationship with the water and let them have fun with friends and family



**Scan for more
information**

Scan the QR code to book or
visit alfreton.placesleisure.org



FREE HOLIDAY CAMPS DURING THE CHRISTMAS HOLIDAYS

Dear Parent/Guardian

It is with great pleasure that Amber Valley School Sport Partnership (AVSSP) can offer your child(ren) a **FREE** place on our Winter Holiday Camps for 2024/25.

For the past 4 years AVSSP have successfully delivered Holiday Camps to thousands of children across the borough and we're proud to do so again in conjunction with the Holiday, Activity & Food programme (HAF).

AVSSP Winter Holiday Camps are available to you on:

Monday 30th December

Tuesday 31st December

Thursday 2nd January

Friday 3rd January

All the above dates will be available at Alfreton, Ripley and Heanor Leisure Centre's.

To be eligible for free places your child must be in receipt of Pupil Premium funding during 2024/25. Eligibility will be checked with each school to ensure accuracy.

If you would like to take up this offer, please visit the below webpage to complete the booking form for your choice of venue and dates:

<https://avssp.co.uk/hafbooking-ny24win/>

Bookings will open at 10am on Wednesday 13th November

Places on our holiday camps will be offered on a first come first served basis so please book quickly to avoid disappointment.

We are able to accept bookings from children aged 5 to 11

This may mean that some children in Reception ARE NOT eligible as they have not yet turned five.



What to expect at our Holiday Camps

The camps will feature **fun, exciting physical activity, and sport** including dodgeball, football, playground games, archery, fencing, dance, gymnastics, and swimming.

We will also be incorporating **Arts, Crafts, Puzzles and Games**.

Food

Food will be provided for eligible children as part of the holiday camps, the food being prepared will be a pack up style lunch and snack including a drink, fruit, snack bar and choice of sandwich.

All of our Holiday Camps are NUT FREE sites – please do not send your children with nuts, Nutella/peanut butter sandwiches, snickers, buenos bars or similar.

Please note – many children attending our camps have other food allergies – no sharing of food is permitted in order to protect them.

Additional Needs

We are generally able to accept bookings for children with additional needs – it is vitally important that the responsible adult making the booking discloses as much information as possible about the additional needs of your child.

Please note that in some rare circumstances we are unable to make the necessary adjustments to accommodate all children – this will be communicated directly with parents/guardians.

Booking

Once you are booked onto the camps you are expected to attend, if you do intend to miss a day of holiday camps you are required to inform us by email to holidaycamps@avssp.co.uk or text to 07555 697591, failure to do so may prevent you from attending further bookings.

What will children need on the days?

Children will be required to wear comfortable sports type clothing at the camps. Please bring a swimming costume and towel every day should your child intend to take part in swimming. We also recommend that each child brings their own drink, eachday.

We look forward to seeing you at our Holiday Camps soon.

Amber Valley School Sport Partnership CIO

FREE books for your school when you buy at the Book Fair!

SCHOLASTIC TRAVELLING BOOKS


A pop-up book-store with hundreds of book from just £2.99

COME to the BOOK FAIR



Save £3


£12.99 £9.99



Save £5


£12.99 £7.99

From the creators of Zog




JUST £2.99

£6.99 £2.99




£8.99



Paperback exclusive to Scholastic

£7.99



£7.99

When?

Monday 25th - Thursday 28th November, after school

Where?

In the hall

Scan the QR code to pay online!



